

3.3.3 Average number research papers published per teacher in the journals notified on UGC- Care list in the UGC websites/Scopus/Web of Science/ PubMed during the last five years

Sr.No.	PubMed ID	Publication Type	Publication Title	Author Name	Journal Name	Year
1		Review Article	Study of Homeopathic Nosode Psorinum	Dr. Sameer Suresh Saklikar	International Journal Of Research Publication and Reviews	2023
2		Review Article	To Study the Utility of Compositae Family in Clinical Practice	Dr. Sameer Suresh Saklikar	International Journal Of Research Publication and Reviews	2023
3		Review Article	Scope of Homeopathy in Abdominal Pain in Children	Dr. Sameer Suresh Saklikar	International Journal Of Research Publication and Reviews	2023
4		Review Article	Homeopathic Management Of Suppurative Otitis Media with Arsenic Album in Day to Day Practice	Dr. Marathe Kamlesh Madhavan	International Journal Of Research Publication and Reviews	2023
5		Review Article	Scope of Homeopathy in the Management Of Haemorrhoids	Dr. Marathe Kamlesh Madhavan	International Journal Of Research Publication and Reviews	2023
6		Review Article	A Clinical and Miasmatic Approach towards Homeopathic Management of Cervical Spondylosis	Dr. Marathe Kamlesh Madhavan	International Journal Of Research Publication and Reviews	2023
7		Review Article	Scope of Decimal Potency of Nux Vomica in Low Back Pain	Dr. Marathe Kamlesh Madhavan	International Journal Of Research Publication and Reviews	2023
8		Review Article	Homeopathic Management of Sciatica	Dr. Marathe Kamlesh Madhavan	International Journal Of Research Publication and Reviews	2023
9		Research Article	To Study the Efficacy of Baryta Carbonica with Consideration of Baryta Group Homeopathic Medicines	Dr. Pratiksha Rupesh Patil	International Journal Of Research Publication and Reviews	2023
10		Review Article	Women and Hair Fall	Dr. Dipaloe Lodha	New Life Era	2023
11		Review Article	Case Of Secondary Infertility Treated With Homeopathy	Dr. Dipaloe Lodha	New Life Era	2024



Shri Chamundamata Homeopathic
Medical College & Hospital, Jalgaon

Saklikar
PRINCIPAL



ISSN 2582-7421

International Journal of Research Publication and Reviews

(Open Access, Peer Reviewed, International Journal)

(A+ Grade, Impact Factor 5.536)

Sr. No: IJRPPR 22445

Certificate of Acceptance & Publication

This certificate is awarded to Dr. Sameer Suresh Sakalikar M. D. (Hom.), and certifies the acceptance for publication of research paper entitled "Study of Homeopathic Nosode Psorinum" in "International Journal of Research Publication and Reviews", Volume 4, Issue 4, 2023.

Signed

Arunkant Agarwal



Date 03/04/2023

Editor-in-Chief

International Journal of Research Publication and Reviews



Study of Homeopathic Nosode Psorinum

Dr. Sameer Suresh Sakalikar M. D. (Hom.)

Asso. Professor, Department of Homeopathic Materia Medica
Shri. Chamundamata Homeopathic Medical College and Hospital, Jalgaon

ABSTRACT :

Psorinum is one of the greatest antipsoric nosodes prepared from the disease product, i.e. psoric viruses, which, after potentiation, change considerably in their nature. The homeopathic preparation from it is not inert, but on the contrary it is a powerful medicinal agent. It is a known fact that psora, which is the mother of all other miasmata, is the only real root cause and agent of the various diseases which are called nervous debility, mania, hysteria, and many others, besides the common syphilis, and condylomatous disease sycosis. Psorinum should not be given to psor or psoric diathesis like any other medicine, after a strict individualization of the general symptoms and only then will we realize its wonderful work.

Psorinum is the single most interesting and important drug in Materia Medica. As a medicine, it has profound and healing effects. Psorinum is a very effective remedy with a very extensive symptomatology, far greater than that given in any Materia Medica. It might turn out to be so broad that it would include all antipsoric drugs within its "sphere of action." It is the Aladdin's cave and Pandora's box of homeopathy because it contains and can release both miracles and demons!

Psorinum seems to be a panacea or panacea (more on that later). It broadly includes and includes Sulphur, Zinc, Natrum muraticum, Petroleum and Graphites and to a lesser extent Septa, Arsenicum album, Phosphorus, Argentum nitricum, Calcarea carbonica, Silica and Lycopodium. All of these remedies are "big stars" in their own right, but I feel it's better to see them as just part of the Psorinum constellation, as that seems to be their natural habitat. In other words, Psorinum is a comprehensive medicine that includes all the above medicines.

Keywords: Psorinum, Nosode, Remedy, Homeopathy, Homeopathic Materia Medica

Introduction:

I felt the need to do this because there are many original observations about Psorin. It is not just a modern reformulation of Hahnemann's work. The ideas presented here form part of a much larger work on psora theory and the history of disease, which at this time shows no sign of completion. So these notes are mainly about Psorin as a remedy in homeopathy and the main indications for its use. The characteristics of the group of nosodes are also a signal to explore the chronic miasmata and map their signs and symptoms, as well as to search in detail for the symptoms of the main nosodes and antimiasmatic remedies. There are always objective symptoms and objective symptoms that will individualize the remedy if it is indicated. Over the years, the use of nosodes as intercurrents has proven to be a useful adjunct to constitutional treatment when properly used.

The three main features of Psorinum are offensiveness, itching and obstinate conditions. These three go through all its conditions. There is almost always itching and offensiveness, often combined with a torpid lack of response. This lack of response is often deeply rooted and insidious. In the worst cases, it is a dormant lack of symptoms that does not manifest at all: sleeping or quiescent psora (physical and mental rigidity?). Sulfur is of course close enough to Psorin to release the blockage in many cases. But Psorinum itself is even better. Psorinum unblocks stuck capsules because it is a feature of the miasma. Sulfur does the same, being after Psorinum the chief antipsoric remedy. In torpid cases one of the first and centrifugal effects of the use of Psorinum is the return of itching of the skin, which, as Kent also observed, is always a good sign.

Literature review

Psorinum is proven enough to be able to use it successfully in the treatment of diseases. We find it particularly indicated in constitutions which are psoric (to use Hahnemann's word), in those who suffer from diseases of the glands and skin, and do not respond to an apparently well-chosen remedy. For example, a medicine suitable for your case is Pulsatilla. The symptoms seem to beg for it. The regulation is in accordance with every rule of the "Constitutions," and yet the relief is only temporary. In such cases, you know that there is some dyscrasia behind the illness that needs to be removed or corrected before you can hope to successfully cope with the illness. Again you are treating a case of scarlet fever; your recipes don't help and the little one dies. Many of these cases would be saved if we examined this branch of our materia medica more thoroughly. The various constitutions or dyscrasias underlying chronic and acute diseases are very numerous indeed. We don't know them all yet. We know that one of them comes down with gonorrhoea, a disease that is terribly common, so that the constitution grows rapidly from this disease. Now I want to tell you why this is so. This is because allopathic doctors and also many homeopaths are not treating it properly. I do not believe that gonorrhoea is a local disease. If not properly treated, a constitutional



WWW.IJRPPR.COM

ISSN 2582-7421

International Journal of Research Publication and Reviews

(Open Access, Peer Reviewed, International Journal)

(A+ Grade, Impact Factor 5.536)

Sr. No: IJRPPR 22451

Certificate of Acceptance & Publication

This certificate is awarded to Dr. Sameer Suresh Sakalikar M.D. (Hom.), and certifies the acceptance for publication of research paper entitled "To Study the Utility of Compositae Family in Clinical Practice" in "International Journal of Research Publication and Reviews", Volume 4, Issue 4, 2023.

Signed

Arvind Agarwal



Editor-in-Chief

International Journal of Research Publication and Reviews

Date 03/04/2023



To Study the Utility of Compositae Family in Clinical Practice

Dr. Sameer Suresh Sakalikar M.D. (Hom.)

Asso. Professor, Department of Homeopathic Materia Medica
Shri. Chamundamata Homeopathic Medical College and Hospital, Jalgaon

ABSTRACT :

After Dr. Hahnemann did not, homeopaths proved no, drugs and rebuked some drugs. But after collecting all this evidence about drugs, the senior homeopaths came to the same conclusion that it is very difficult to remember all the drugs. However, we can understand the same image of the drug, we can understand the mind image of each drug, we can distinguish them very correctly, but it is very difficult to remember the small difference between the two drugs. It is also difficult to remember the pathology of each drug.

Those who were successful homeopaths after Dr. Hahnemann as Dr. Boger, Dr. Boeninghausen, all these practitioners tried according to their knowledge how to remember the medicines or how to arrive at an accurate comparison.

But after Dr. Boeninghausen with Dr. Kent tried to collect all the rubrics, those symptoms that were verified and clinically and also tested. He introduced the world-famous repertoire to the homeopathic world. After Dr. Kent doesn't, the homeopath has clinically proven a different medicine and is looking to add to the Kent Repertory. To make it a more correct and perfect repertoire. This process of adding rubrics to the repertoire is still ongoing. Nowadays, thanks to the computerized repertoire, the work of repertorization is becoming easier. And the final conclusion, to arrive at the simillimum, is resolved. But during the case intake process we get no, rubrics, we must select rubrics that are special, rare, and specific to the case. And we take these rubrics and then the case repertoires. We analyze, evaluate and differentiate drugs for all these patients. And finally come to the conclusion that these are specific drugs that are given to the patient based on all the basic principles and then after this whole process we get the results.

But today sometimes we don't have time to do the whole process and come to a simillimum. But what if we don't have such a simple and useful method to choose the exact simillimum. For such a quick selection of the drug, research was again carried out no, homeopaths, and few of them selected several remedies to identify the common, characteristic symptoms common to this group. After such great analysts, the group wise study of materia medica began. No, group enters the teaching part of the materia medica.

Keywords: Compositae family, Kennedy, Homeopathy, Homeopathic Materia Medica

Introduction:

Homeopathy is a complete holistic approach in the medical field.

Homeopathy is the only treatment that cures the patient. Healing is possible only in this way. This pathology gives importance to all aspects of the patient, i.e. mental, physical aspects.

Homeopathy was discovered by Dr. Hahnemann in 1789, his clever and prescient mind gave importance to the patient. He did an allopathic MD and started doing his routine practice, but his conscience kept telling him that it wasn't right. We are not treating the patient. In most cases, we will only make the patient uncomfortable, but it will only be a relief or suppression for the patient. We are putting the patient's health down more and more. His conscience and the chemist recognized this, and he began to search for a method by which we could cure the patient. His intellectual mind was constantly searching for it.

While translating Cullen's Materia Medica, he discovered that the Chinese mother tincture produced the same picture of malaria. His research mind can't stop thinking and he started performing the experiment on himself. He took a tincture of cinchona and was surprised to find that it actually produced symptoms of malaria. It is so surprising that drugs cause symptoms of illness. It was a great ray of hope for Dr. Hahnemann and for homeopathy. Dr. Hahnemann went on to prove a number of remedies and concluded "similia similibus curentur". He published his entire new experiment in 1796 under the title "Fragmenta De Verbis medica mentorum positivus siv in sano". This year saw the first introduction of homeopathy to the world. During this process, Dr. Hahnemann arrived at all the different principles of homeopathy and completed the 7 basic principles of homeopathy.

And that until 1843. He was constantly conducting research. And do all the experiments on yourself and your colleagues. All proved more than 82 medicines and all that data set present in 2 parts i.e. Materia Medica pura.



ISSN 2582-7421

International Journal of Research Publication and Reviews

(Open Access, Peer Reviewed, International Journal)

(A+ Grade, Impact Factor 5.536)

Sr. No: IJRPPR 22693

Certificate of Acceptance & Publication

This certificate is awarded to Dr. Sameer Suresh Sakalikar M.D. (Hom.), and certifies the acceptance for publication of research paper entitled "Scope of Homeopathy in Abdominal Pain in Children" in "International Journal of Research Publication and Reviews", Volume 4, Issue 4, 2023.

Signed

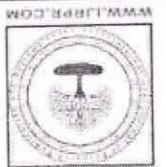
Arvind Agarwal



Date 06/04/2023

Editor-in-Chief

International Journal of Research Publication and Reviews



Scope of Homeopathy in Abdominal Pain in Children

Dr. Sameer Suresh Sakalikar M.D. (Hom.)

Asso. Professor, Department of Homeopathic Materia Medica
Smt. Chammundamata Homeopathic Medical College and Hospital, Jalgaon

ABSTRACT:

One of the most common misconceptions about homeopathy is that it relies on an intuitive relationship between you and the healer. In fact, homeopathy depends on strong powers of observation rather than any spiritual process.

With the help of an experienced homeopath, it can stimulate an accelerated immune response while releasing underlying energy blocks and traumatic imprints. Above all, homeopathy provides a non-toxic, safe and natural system of healing.

It is illustrative that the evidence of the Homeopathic Materia Medica presents a complete series of mental symptoms and conditions corresponding to the picture of any mental aberration to be found in the field of disease, and this fact makes Homeopathy more successful with all, different kinds of mental disorders than any other system of treatment. In this way psychiatric and Materia Medica are related.

In recent years, psychiatry has enjoyed great interest in the ranks of traditional medicine, and even now it is relegated to the realm of one of the specialties. However, this group approaches the homeopathic concept of disease by recognizing that mental illness is always associated with physical changes in physiology, if not abnormal anatomical changes in the body.

As says Dr. J. T. Kent: "It is impossible to obtain the symptoms and wishes of a child except by interpreting its movements. An astute observer who has watched children for many years will understand the child and hardly need to ask the mother a question. By what he does, he will immediately know where the child is sick. A child is like an animal. You never have to ask a horse or dog where it feels pain, because it always knows by movement. So does an infant.

Homeopathic treatment will raise the hallowed name of Samuel Hahnemann to the highest heights of eternal glory, and will celebrate his unsurpassed discovery of the "Law of Like" as a merciful manifestation of providential goodness to restore the weak, the stunted, and the blind, health and harmonious order.

Keywords: Abdomen Pain, Paediatrics, Stomachache, Kennedy, Homeopathy, Homeopathic Materia Medica

Introduction:

"Our children are our future. Our future starts with providing the best healthcare to our children", for which homeopathy is the best solution.

Homeopathy is the art of healing par excellence. When practiced well, homeopathy is generally the remedy of choice for restoring health.

Homeopathy is a scientific method of treatment that is based on the application of the Law of Similars. For thousands of years, man has sought a way to promote healing that is effective, gentle, and lasting. Samuel Hahnemann, a German physician who lived from 1755-1843, continued this philosophical and scientific quest by creating an ideal therapeutic system by combining a number of discoveries and considerations found throughout the history of medicine. After years of perfecting this therapeutic method, he called it homeopathy.

Homeopathy consists in treating the sick with drugs that, in gross doses, would produce in healthy people similar symptoms (homios) to the disease to be overcome. Homeopathic medicine is healing, safe, holistic, non-invasive, non-toxic and non-addictive and can be used in conjunction with conventional medicine for children.


Homeopathy successfully treats many health problems and other diseases using drugs and without medical intervention.

Homeopathy increases the vitality and life force that invigorates you. Homeopathic medicines improve the functions of your immune system and therefore make you more vulnerable to diseases, both physical and mental.

The main goal of homeopathy is to stimulate the body's own ability to heal itself.

This corrects the imbalances and weaknesses that allow disease to arise.

Homeopathic medicine is more effective than allopathic medicine even when it comes to treating and preventing diseases.



ISSN 2582-7421

**International Journal of Research
Publication and Reviews**
(Open Access, Peer Reviewed, International Journal)

(A+ Grade, Impact Factor 5.536)

Sr. No: IJRPR 74429

Certificate of Acceptance & Publication

This certificate is awarded to Dr. Marathe Kamlesh Madhavrao, M.D. (Homoeopathy), and certifies the acceptance for publication of research paper entitled "Homoeopathic Management of Suppurative Otitis Media with Arsenic Album in Day Today Practice" in "International Journal of Research Publication and Reviews", Volume 4, Issue 10, October 2023.

Signed _____

Arvind Agarwal



Date 09/10/2023

Editor-in-Chief
International Journal of Research Publication and Reviews



Homoeopathic Management of Suppurative Otitis Media with Arsenic Album in Day Today Practice

Dr. Marathe Kamlesh Madhavrao, M.D. (Homoeopathy)

Associate Professor, Department of Surgery,

Shri. Chamundamata Homoeopathic Medical College and Hospital, Jalgaon.

E-mail: dr.kamleshmamarathe@gmail.com

ABSTRACT

Otitis media (OM) is inflammation of the middle ear affecting the eardrum, purulent otitis media is a leading cause of health care visits and prescriptions. Its incidence and prevalence is about 4 to 6% with complications. It is very common in early life as ear morphology and prevalence of URTI. The most common pathogens are Streptococcus pneumoniae, Haemophilus influenzae and Moraxella catarrhalis. The gateway to infection in purulent otitis media includes: (1) Eustachian tube (2) Blood vessels (3) External auditory canal with perforated tympanic membrane.

Purulent otitis media can be classified as acute, uncomplicated, persistent, recurrent or chronic with complications. In the clinical horizon, it is manifested by otalgia, discharge from the ear, hearing loss and serious complications such as cholesteoma, brain abscess if left untreated and which will be responsible for disability. Arsenic album is a medicine of excellent constitution, highly cold, and has an affinity for the mucous membrane, and the power to cure inflammatory and septic conditions. Miasmatically, otitis media is mainly Psora-syphilitis, and the homoeopathic medicine Arsenic album has the same background.

Homoeopathic medicine Arsenic album is effective in the treatment of suppurative otitis media and has a decisive role in providing better homoeopathic results as the recovery percentage is about 60% in suppurative otitis media after administration of homoeopathic medicine Arsenic album.

Keywords: Suppurative Otitis Media, Arsenic Album, URTI, Homoeopathic Treatment, Homoeopathy and Homoeopathic Medicine.


Introduction

Healthy children can build a healthy nation. Pediatrics deals with the health of infants, children and adolescents. Their growth and development with the opportunity to reach their full potential as adults. As physicians assume responsibility for children's physical, mental, and emotional progress from conception to adulthood, pediatricians must address the social and environmental influences that have a major impact on the health and well-being of children and their families, as well as on the specific organ, system and biological processes. Young people are among the most vulnerable or disadvantaged in society and therefore their needs require special attention.

A large proportion of babies born die every day from the most common and preventable problems. Among other health problems, a first respiratory tract diseases, the most common childhood disease is otitis media [purulent otitis media]. Most cases of visits to the pediatrician concern purulent otitis media. It is the second most common problem in pediatric practice. The incidence of acute otitis media in infancy and early childhood is much higher than in adulthood. In children, especially in the first months of life, unlike adults, the functional and morphological peculiarities of the central nervous system are responsible for their important adaptability to changes in the external environment. Among the causes of this predisposition are primarily ailments that weaken the body's overall resistance. In infants, these are digestive and metabolic disorders, in older children, infectious diseases such as measles and influenza. The higher incidence of middle ear disease in infants is usually thought to be associated with remnants of embryonic myxoid tissue filling the middle ear cavity and the most prone to suppuration caused by the entry of infectious germs through the Eustachian tube, which is wider and shorter than in adults. The constant lying of the child on his back and the absence of an expectoration reflex, which could have allowed him to clear his throat during an acute illness of the nose and nasopharynx, make it easier for germs to enter the Eustachian tube. Adenoid hyperplasia and inflammation of the pharyngeal tonsils (adenoids) often serve as a cause of recurrent otitis in older children.

It is easier to develop and build a strong pediatric base of the nation. Using homoeopathy, disease can be cured and prevented, as well as more dangerous effects on children's overall health, growth, development and immunity. Homoeopathy means a special way of applying medicines to diseases.

It is a specialized scientific system of pharmacotherapy. Together with the most approved, knowledgeable subjects such as the Organon of Medicine and Homoeopathic Philosophy, the materia medica, the repertory, and the correct clinical history and examination of the patient, patients are to be cured. In this work otitis media along with its complications are discussed with its homoeopathic treatment along with Arsenic Album.



ISSN 2582-7421

(A+ Grade, Impact Factor 5.536)

Sr. No: IJRPR 74538

International Journal of Research Publication and Reviews

(Open Access, Peer Reviewed, International Journal)

Certificate of Acceptance & Publication

This certificate is awarded to Dr. Marathe Kamlesh Madhavrao, M.D. (Homoeopathy), and certifies the acceptance for publication of research paper entitled "Scope of Homoeopathy in the Management of Haemorrhoids" in "International Journal of Research Publication and Reviews", Volume 4, Issue 10, October 2023.



Signed Arvind Agawale

Date 11/10/2023

Editor-in-Chief

International Journal of Research Publication and Reviews

Scope of Homoeopathy in the Management of Haemorrhoids

Dr. Marathe Kamlesh Madhavrao, M.D. (Homoeopathy)

Associate Professor, Department of Surgery,

Shri. Chamundarama Homoeopathic Medical College and Hospital, Jalgaon.

E-mail: dr.kamleshmatarathe@gmail.com

ABSTRACT

Haemorrhoids are common in the general population. Its prevalence in India is 47/1000 (according to NIH), which is probably higher than what is seen in clinical practice, as most patients do not seek medical attention.

It affects men and women of different ages.

Patients with haemorrhoids are the people who suffer the most. These patients are usually in pain, often anxious and often embarrassed about the examination.

We therefore wanted to focus on these diseases and investigate the effect of homoeopathic medicines on haemorrhoids.

The effort was to integrate all the options that can help us solve the difficulties that patients face in the treatment of haemorrhoids.

An observational study was conducted with a sample size of 50. An individualistic approach was adopted in each case of haemorrhoids so that the complete phenomenon of the disease could be understood and prejudices avoided. The study concludes that homoeopathic medicines are effective in the treatment of haemorrhoids.

KEYWORDS: Haemorrhoids, Piles, Homoeopathic Treatment, Homoeopathy and Homoeopathic Medicine.

INTRODUCTION

Haemorrhoids are distal displacement and prolapse of haemorrhoidal cushions, distension of haemorrhoidal cushions, dilation of the veins of the internal haemorrhoidal venous plexus due to damage to the anchoring connective tissue. Common symptoms include pain, itching, swelling, anal discomfort, and rectal bleeding; all of which severely affect the patient's quality of life. This condition affects 39-52% of adults. The prevalence of haemorrhoids is extremely high in Western and other industrialized societies, with millions affected worldwide. However, the true burden of disease is difficult to capture because many patients are reluctant to seek medical referrals for a variety of personal, cultural, and socioeconomic reasons. The prevalence of haemorrhoids in India is around 40 million according to recent surveys. Several risk factors have been postulated as etiologies for the development of haemorrhoids, including aging, obesity, depression, pregnancy, chronic constipation and diarrhea, low-fiber diet, spicy foods, and alcohol intake. Haemorrhoids are generally classified by their location: internal (emerges above the dentate line and is covered by anal mucosa), external (emerges below the dentate line and is covered by endoderm) and mixed type. Internal haemorrhoids are further classified according to their appearance and degree of prolapse:

• Grade I: Non-prolapsing hemorrhoids;

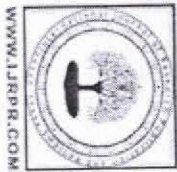
• Grade II: Prolapsing hemorrhoids on exertion but spontaneously decreasing;

• Grade III: Prolapsed hemorrhoids requiring manual reduction; and

• Grade IV: Irreducible prolapsing hemorrhoids, which include acutely thrombosed, incarcerated hemorrhoids.

Treatment options depend mainly on the type and severity of hemorrhoids, the patient's preferences and the expertise of the doctors. Current therapies can be grouped into conservative treatment, office procedures and surgical treatment. Conservative treatment options for nonthrombotic hemorrhoids include increased fiber intake, drug therapy, and lifestyle changes. The main goal of medical treatment is to control the acute symptoms of hemorrhoids rather than to cure the underlying hemorrhoids. In-office procedures include rubber band ligation, injection sclerotherapy, laser photocoagulation, bipolar diathermy, cryotherapy, Doppler-guided hemorrhoidal artery ligation, and infrared coagulation; however, they are not suitable for all degrees of hemorrhoids and have known complications. If office treatment is still ineffective, patients may consider further intervention such as hemorrhoidectomy, external hemorrhoid thrombectomy, and sutured hemorrhoidectomy; however, no single technique was universally accepted as superior. Based on clinical





ISSN 2582-7421

**International Journal of Research
Publication and Reviews**
(Open Access, Peer Reviewed, International Journal)
(A+ Grade, Impact Factor 5.536)

Sr. No: IJRPR 57518

Certificate of Acceptance & Publication

This certificate is awarded to Dr. Marathe Kamlesh Madhavrao, M.D. (Homoeopathy), and certifies the acceptance for publication of research paper entitled "A Clinical and Miasmatic Approach towards Homeopathic Management of Cervical Spondylosis" in "International Journal of Research Publication and Reviews", Volume 4, Issue 10, October 2023.

Signed

Arvind Aravind



Date 13/10/2023

Editor-in-Chief

International Journal of Research Publication and Reviews



A Clinical and Miasmatic Approach towards Homoeopathic Management of Cervical Spondylosis

Dr. Marathe Kamlesh Madhavrao, M.D. (Homoeopathy)

Associate Professor, Department of Surgery

Shri. Chamundamata Homoeopathic Medical College and Hospital, Jalgaon, M.S.

E-mail: dr.kamleshmamarathe@gmail.com

ABSTRACT

Cervical spondylosis is a long-term condition that causes inflammation of the neck between the neck bones and the cervical spine between the spine and the lumbar region. Eventually, it causes the affected spinal bones to fuse and fuse, resulting in restricted movements such as neck movement, the neck bone and sternum are usually affected first and usually bilaterally within six months of the onset of the disease. Cervical spondylosis causes numbness, pain in the neck, radiating down one or both arms and shoulders.

Although the constitutional disorder is clinically characterized by acute and chronic exacerbations. Homoeopathic materia medica is a vast treasure trove of remedies that, when prescribed on a totality basis, help effectively treat any condition. Acute and chronic exacerbations, can be controlled by the present acute and chronic totality of Rhus tox, brayonia calc carb, etc., a proven homoeopathic remedy has a wide range of action, especially in the cervical region. This study is aimed at studying the effectiveness of the clinical and miasmatic approach to cervical spondylosis.

So this study deals with studying the usefulness of misamu and homoeopathic materia medica. in case of cervical spondylosis.

The exact etiology of cervical spondylosis is still unknown. The familial nature of cervical spondylosis has been emphasized for many years, and a genetic basis for this has been provided by the discovery of 88 to 96% of patients with cervical spondylosis.

In recent years, the frequency of this joint disorder has been increasing, as advances in modern medical science have led to a longer life expectancy in humans. Homoeopathy as a holistic science treats the patient effectively without any side effects.

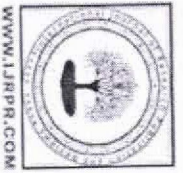
Keywords: Cervical Spondylosis, Miasm, Homoeopathic Treatment, Homoeopathy and Homoeopathic Medicine.

Introduction

Since time immemorial, the human race has had to overcome numerous obstacles. Few of them are solved, few remain unsolved. Among these unresolved events, one of the main factors is health. Ways to restore health are always a question. Many ways have been formulated and discarded since ancient times. But one of these therapies has proven its effectiveness throughout the ages. The credit goes to Hahnemann, a German doctor who understood that the orthodox therapeutic school was only conservative, transferred homoeopathy from the pages to practice. Homoeopathy is a branch of therapy that believes in the application of a drug that has the ability to produce similar disease states. This principle of Similia is the basis of homoeopathic treatment.

At the time of Hahnemann's birth, in the middle of the 18th century, the entire medical school was divided into two schools, one being the Vitalist school and the Materialist school. Materialism can be defined as a belief or philosophy that believes that nothing of the world can exist apart from things and their various expressions. This school had its basis in Galenic philosophy.

Vitalism is a philosophical doctrine that states that the life process has a unique character that is radically different from a physico-chemical phenomenon and therefore cannot be explained in empirical terms. This is echoed by Stuart Close when he writes: "To those agents which act upon the organism as healthy in ways not governed by chemistry, mechanics, or hygiene, but which are capable of producing diseases similar to those found in the sick". This school received its foundation from Hippocrates, Aristotle, Bacon, and Paracelsus, and received its rebirth at the hands of Hahnemann. It is well known that Hahnemann, a major hero in the history of medicine, faced the inhuman, cruel and unjustified therapy of his time. There was still a "black era" of the Middle Ages. Quacks were the most important healers and charms were the most accepted therapy. Several decades passed with the



ISSN 2582-7421

**International Journal of Research
Publication and Reviews**
(Open Access, Peer Reviewed, International Journal)
(A+ Grade, Impact Factor 5.536)

Sr. No: IJRPR 74622

Certificate of Acceptance & Publication

This certificate is awarded to Dr. Marathe Kamlesh Madhavrao, M.D. (Homoeopathy), and certifies the acceptance for publication of research paper entitled "Scope of Decimal Potency of Nux Vomica in Low Back Pain" in "International Journal of Research Publication and Reviews", Volume 4, Issue 10, October 2023.

Signed _____

Anshu Agarwal



Date 14/10/2023

Editor-in-Chief
International Journal of Research Publication and Reviews



Scope of Decimal Potency of Nux Vomica in Low Back Pain

Dr. Marathe Kamlesh Madhavrao, M.D. (Homoeopathy)

Associate Professor, Department of Surgery

Shri. Chamundamata Homoeopathic Medical College and Hospital, Jalgaon, M.S.

E-mail: dr.kamleshmumarathe@gmail.com

ABSTRACT

Low back pain (LBP) is a common musculoskeletal disorder that has a significant impact on public health. However, the mechanism of chronic LBP is still not fully understood. Biomechanically, chronic LBP is thought to be related to spinal instability (abnormal motion), abnormal load transfer, or both in a segment of degenerated motion. But again, the relationship between these factors and back pain is not clear. There remains a need for more effective biomechanical measures capable of characterizing spinal motion and load transfer and elucidating how these factors relate to pain generation. More than 70% of people in developed countries will develop low back pain (LBP) at some point.

Pharmacy is the art of preparing drugs for use and dispensing them as drugs. Although precision is the basis of any method, it is doubly important in homeopathic pharmacy, whose hallmark is simplicity. The Homoeopathic Pharmacopoeia of the United States of America deals with the preparation of homeopathic medicines and corresponds to the Pharmacopoeia of the United States of America.

Potentiation is a process to awaken the power of a raw substance taken into medicinal power and used for therapeutic purposes. The unique process of preparing homeopathic medicines is called potentization or dynamization of the medicine, originally introduced by the founder Dr. by Hahnemann around 1821. The decimal potency is indicated by adding the letter "X" or "D" to the number indicating the potency, i.e. the first potency is 1X or 1D on the decimal scale, followed by 2X or 2D and so on.

Nux vomica is a hard worker and this remedy is indicated for muscle spasms or tight back pains. The discomfort is aggravated by cold and relieved by heat. The pain is usually worse at night and the person may have to sit up in bed to turn over. Back pain is also worse with constipation, and the pain worsens when one feels the urge to move.

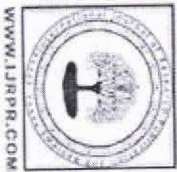
Keywords: Low back pain, Backache, Decimal Potency, Potentisation, Nux Vomica, Homoeopathic Treatment, Homoeopathy and Homoeopathic Medicine.

Introduction

The back is a common site of pain in younger and middle-aged adults. Low back pain is characterized by pain, muscle tension, or stiffness located below the costal margin and above the gluteal folds with and without radiating to the lower extremities. Low back pain (LBP) is a leading cause of disability and inability to work and is expected to affect up to 90% of people at some point in their lives. It is common and still challenging for orthopedics.

Exposure to LBP risks workplace and societal costs in terms of healthcare, lost productivity, workplace and family stress, as well as individual pain and suffering. Factors associated with LBP are commonly cited as physical (such as heavy physical work, lifting, bending, twisting and static positions) and personal (such as non-modifiable age, sex, anthropometrics etc. & modifiable physical fitness, motor control, strength etc.). This can be the result of many different consequences. Pain can be caused by some combination of overuse, muscle strain, injury to the muscles, ligaments, and discs that support the spine. Over time, a muscle injury that has not been properly managed can lead to an overall imbalance in the spine.

Of all cases of lower back pain, 70% are due to mechanical causes. Mechanical low back pain is one of the most common patient complaints presented to emergency physicians in the United States, accounting for more than 6 million cases annually. Approximately 2/3 of adults suffer from mechanical lower back pain at some point in their lives. There are many causes of mechanical lower back pain. The most common cause is age-related degenerative disc and facet protrusion, muscle or ligament injuries. Various modalities available for low back pain including surgery, alcohol block for pain, NSAID physiotherapy, postural correction, various support belts, etc.



ISSN 2582-7421

**International Journal of Research
Publication and Reviews**
(Open Access, Peer Reviewed, International Journal)

(A+ Grade, Impact Factor 5.536)

Sr. No: IJRPPR 74703

Certificate of Acceptance & Publication

This certificate is awarded to Dr. Marathe Kamlesh Madhavrao, M.D. (Homoeopathy), and certifies the acceptance for publication of research paper entitled "Homoeopathic Management of Sciatica" in "International Journal of Research Publication and Reviews", Volume 4, Issue 10, October 2023.

Signed

Arvind Aravind



Date 16/10/2023

Editor-in-Chief

International Journal of Research Publication and Reviews



Homoeopathic Management of Sciatica

Dr. Marathe Kamlesh Muddhavrao, M.D. (Homoeopathy)

Associate Professor, Department of Surgery
Shri. Chamundamata Homoeopathic Medical College and Hospital, Jalgaon, M.S, India
E-mail: dr.kamleshmumaratharhe@gmail.com

ABSTRACT

An in-depth analysis and study of 30 cases for homoeopathic treatment of sciatica was carried out.

Thirty cases were selected by stratified random sampling and a descriptive observational study was conducted. All 30 cases were studied with respect to detailed history, family and personal history, work history, life situation, miasmatic background and their response to constitutional homoeopathic medicine selected through the Complete Repertory. A detailed study was conducted at each subsequent follow-up to understand the effectiveness of the ongoing treatment. The observations of all 30 cases are represented using various statistical techniques (pie chart, bar chart, tabular figures). A paired T test is used to analyze the data. The assessment is based on improvement in the patients overall symptoms and overall physical and mental well-being. The results of the study conducted using a paired T test reject our null hypothesis and confirm our alternative hypothesis as true.

Thus, the result of our study is valid, indicating that a well-chosen constitutional homoeopathic medicine is useful in the treatment of sciatica.

Keywords: Sciatica, Homoeopathic Treatment, Homoeopathy and Homoeopathic Medicine.

Introduction

It is said that sciatica affects once in a lifetime generally forty present in the population.

Doctors themselves are connected or affected by it. It causes loss of income for professionals and loss of working hours for industry.

Both my father and my father-in-law suffered from sciatica. My father-in-law had to undergo neurospinal surgery for sciatica. This prompted me to study sciatica in depth.

It is not only the mechanical pressure of the herniated disc on the spine, but also the inflammatory component. It usually starts as a degenerative process or simply aging.

Due to aging, bad posture, environmental factors, our back hurts. After a while it becomes unbearable and can radiate downwards.

But sciatica is not just a purely mechanical phenomenon. Pure pressure on a herniated disc will not cause pain. There is also an inflammatory component. Various therapies are used around the world to relieve pain. Acupuncture,

Acupressure is also used, etc. As we will see in the literature review, this has been a problem for ages.

So I want to investigate whether we have good pain relief in homoeopathy that can be found with the Complete Repertory.

Review of Literature

Radicular pain in the distribution of the sciatic nerve is called sciatica. It is very common. It is estimated that 13 to 40% of the population has suffered from it at some point in their lives.

EPIDEMIOLOGY of sciatica

Positive influences are genetic predisposition, age, walking, occupation, in particular

associated with physical activity, especially flexion or torsion of the arm often raised at shoulder height, driving motor vehicles.

Smoking has been associated with sciatica.



ISSN 2582-7421

Sr. No: IJRPPR 111376-1

**International Journal of Research
Publication and Reviews**
(Open Access, Peer Reviewed, International Journal)
(A+ Grade, Impact Factor 5.536)

Certificate of Acceptance & Publication

This certificate is awarded to "Dr. Pratiksha Rupesh Patil.", and certifies the acceptance for publication of research paper entitled "To Study the Efficacy of Baryta Carbonica with Consideration of Baryta Group Homeopathic Medicines" in "International Journal of Research Publication and Reviews", Volume 4, Issue 12.

Signed _____

Arvind Agarwal



Editor-in-Chief

International Journal of Research Publication and Reviews

Date 30-12-2023



To Study the Efficacy of Baryta Carbonica with Consideration of Baryta Group Homeopathic Medicines

Dr. Pratiksha Rupesh Patil

Assistant Professor (Department of Community Medicine), SCHMC Jalgaon, Maharashtra.

Mob no. 8169491851, Email ID- dr.pratikshapatil@gmail.com

DOI: <https://doi.org/10.55248/genp14.1223.0123>

ABSTRACT

INTRODUCTION: Homeopathic Materia Medica (HMM) is the soul of Homeopathy. Study of HMM comprises study of different medicines prepared from various sources. Baryta group is one of the major contributory source in HMM. HMM though an organized mass of symptoms, can never be understood through if our approach is restricted to symptom level. This applies same to Baryta group which become the part of our HMM, as they are vastly represented through individual drug, like Baryta Carbonica, Baryta Muriatica, Baryta Acetica, Baryta Iodata etc. So to study such inorganic Materia Medica rationally, the group study approach serves the best method. This article is short effort to show the advantage of studying a group with special emphasis on single drug. **OBJECTIVE:** To study the utility of group consideration in remedy selection. **METHODOLOGY-Randomly** 30 cases were selected who visited the college OPD, hospital OPD and IPD during the period 2011-2013. Detail case taking was done. The main parameters were mental symptoms with physical generals. Repertorisation was done and remedy was selected. Potency and repetition was based on Law of Homeopathic Posology. The result was assessed strictly according to Homeopathic Principles. **RESULT-** Out of total sample 73.33% cases were recovered, 16.67% cases were improved, 10% cases were not improved. **CONCLUSION:** This study shows that out of baryta group of remedies Baryta Carbonica had been proved and verified again and again in regards to its clinical efficacy especially in cases such as Tonsillitis, URTIs, Diffuse alopecia, Gastro-enteritis, Auricular infections, A.P.D, Hypertension, Intestinal Motility Disorder, U.T.I, and Hemorrhoids

KEYWORDS: Baryta group of Homoeopathic Medicines, Baryta Carbonica.

INTRODUCTION:

Baryta group is also known as Barium group. Barium is found in group IIA of periodic table, in which Magnesium and Calcium group are also present. The main theme of the IIA is seeking of security and protection. The group IIA elements also have the theme of stunted growth. The same theme of stunted growth is in Baryta group. Baryta is well-known for Developmental defects- Dwarfish, Mental Retardation, Retarded Physical growth.^[1]

HISTORY OF ELEMENT BARYTA:

Sir Humphry Davy at the Royal Institution in London discovered Barium by the electrolysis of barium hydroxide at 1808 in England.^[2] Barium is a soft metallic alkaline earth element belonging to group IIA in periodic table.

A BRIEF OUTLINE OF THE BARYTAS

A person of Baryta group is short in stature or who has not grown to his or her normal height. The shortness of Barytas characterized by short and bulky with rounded contours of face, thick and short neck, thick lips, often with improper proportion of parts of body. Hands, feet, fingers and toes may be short and thick. Baryta person may be overgrown disproportionate individual. Baryta peoples are those who bald elderly. The face of Baryta has prominent bones of jaw.


Baryta persons have no confidence in themselves. They always look down bashfully and are timid. This timidity is so much exaggerated in Barytas that they do not want to show their face. Baryta child may have the habit of hiding his face with both of his hands or may hides behind furniture. They show insecurity by shyness. Their behavior is silly and childish. They are mentally retarded and too much sensitive to criticism.^[3]

CHARACTERISTICS MENTAL GENERALS-

Feeling of incapacity- having enormous lack of self-confidence. Do not take up any responsibility as they feel that they will not be able to do it properly. They feel that they are only capable of very small and useless even when they try their hardest.^[4]


<p>Journal Name : Issue (Edition) : Volume : Issue : Number of Pages : Place : ISSN : NRI No. : Postal Registration No : Publication Date : Post Date :</p>	<p>New Life Era : January-2024 : 14 : 6 : 16 : Bhopal : ISSN 2320-4125 : MPBIL/2010/33662 : M.P./Bhopal/4-208/2023-25 : 1st January – 2024 : 3rd January – 2024 :</p>	<p>Details of Published Article As Follow :</p>
<p>The certificate confirms that following has given publication (Article/Research Paper) titled "Case of Secondary Infertility Treated With Homoeopathy".</p>	<p>BY:- Dr. Dipalee Lodha MD (Hom) Assistant Professor (ObGy) SCHMC Jalgaon.</p>	<p>Publication Certificate:</p>
<p>Article Published Charges We thankfully acknowledge the receipt of sum of Rs. 600 /- (Rupees Six Hundred Rupees Only)</p>	<p>Receipt No.: NLE/APC&R/167 Receipt Date : 31-12-2023</p>	<p>Mode of Payment : Online Paid, 27th December 2023.</p>
<p>Publish Mode : Online Copy (Soft Copy)</p>	<p>Remarks :</p>	

FOR : New Life Era



For : New Life Era



 <p>New Life Era MONTHLY BILINGUAL MEDICAL JOURNAL</p> <p>16, Bal Vihar Road, Chora Nakas, Bhopal-462001 Mobile No: 94016491, Phone : 0755-4248654, Email : newlifera2010@gmail.com, Web Site : www.newlifera.com</p>	
<p>• Journal Name : New Life Era</p> <p>• Issue (Edition) : July-2023</p> <p>• Volume : 13</p> <p>• Issue : 12</p> <p>• Number of Pages : 16</p> <p>• Place : Bhopal</p> <p>• ISSN : ISSN 2320-4125</p> <p>• NRI No. : MPBIL/2010/33662</p> <p>• Postal Registration No : M.P./Bhopal/4-208/2023-25</p> <p>• Publication Date : 1st July -2023</p> <p>• Post Date : 3rd July - 2023</p>	<p>Details of Published Article As Follow :</p> <p>The certificate confirms that following has given publication (Article/Research Paper) titled "Women & Hair Fall".</p> <p>By:- Dr. Dipalee Lodha MD (Homeopathy) Associate Prof. – SCHMC, Jalgaon</p> <p>Postal Address Dr. Vishal Subhash Kankariya Flat No. 1, Shree Krishna Residency, Ishwar Colony, Near Supari Karkhana, Jalgaon, 425001 Mob 9420023004</p>
<p>Receipt No.: NLE/APC&R/112</p> <p>Receipt Date: 30-06-2023</p> <p>Mode of Payment: Online Paid, Date 23th June 2023.</p> <p>Publish Mode: By Print Copy (Hard Copy) & Online Copy (Soft Copy) Both</p> <p>Remarks:</p>	<p>We thankfully acknowledge the receipt of sum of Rs. 650 /- (Rupees Six Hundred Fifty Rupees Only) Above article is black and white page.</p> <p>Article Published Charges with Postal Charges.</p>